



## Survey for live attendees



### ARE YOU A.....

- 1-TEACHER
- 2-ADMIN/PRESCHOOL DIRECTOR
- 3- HOME CARE CHILD PROVIDER
- 4-TRAINER/CONSULTANT
- 5-HOMESCHOOL PARENT
- 6-OTHER

4

## Some Goals of Art in General

- ☒ Thinking/Cognitive dev.
- ☒ SEL-Social/Emotional
- ☒ Initiative
- ☒ Self esteem/confidence



5

From creativity research

## Daniel Pink


Creativity is the future. It will determine  
who flourishes and who flounders

Transitioning from the Information Age  
(logical, analytical thinking)  
to the Conceptual Age  
(creativity, empathy, and holistic thinking)

**\$75,000 vs. \$15,000**

Creativity cannot be outsourced

Creativity is the ultimate in thinking and problem solving



6



# SEL



Creativity is the best tonic in the world:

Dissolves irritation & tension, helps heal trauma, recharges energy and positivity.  
Releases emotional energy gives satisfaction, fulfillment and usefulness

“Creativity is the original anti-depressant”

Andrew Brink Dept of Psychiatry at McMaster University

“People with creative confidence make better choices, set off more easily in new directions and are better able to find solutions”

Creative Confidence by Tom & David Kelley

“Creativity cure is a do it yourself prescription for happiness as you learn to develop creative capacity”

Creativity Cure by Carried & Alton Baron

7

There is a progression in art same as there is in walking and talking

Five levels of creativity

*A.I. Taylor*

The Nature of the Creative Process



8

## Stage 1

Early Childhood/Pre-school/Kindergarten

**Stage 1:** Primitive and intuitive expression. People that are not trained in art. They create for they joy of it..an innocent quality to it



Process Art

Many stages within process art

DAP



9

# Stage 2

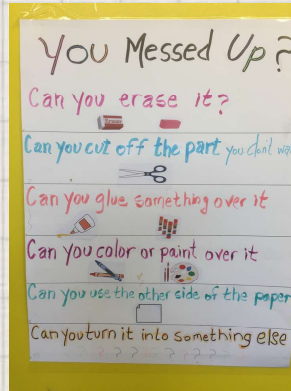
**Stage 2:** Skills and techniques. Experiment and master of crafts

Easily done through TAB

## TAB

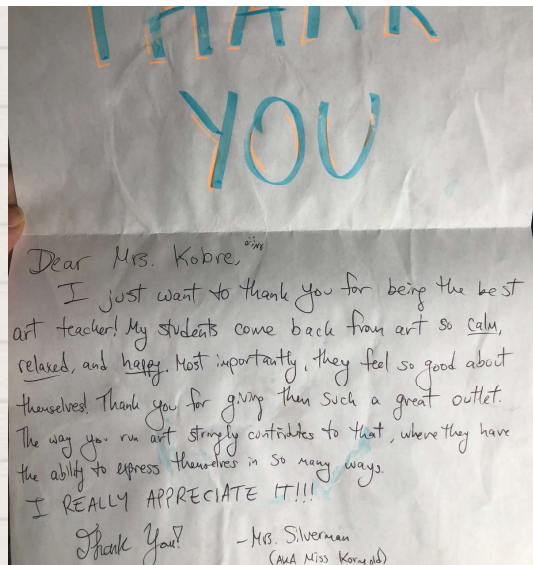
Choice based program

Can learn skill when ready



Mistakes are a necessary part of learning

10



Bringing it down to the childrens levels

## SEL

gym or art

11

## A Bridge Between Crafts & Art



Crafts



Process Art

- WHAT MAKES CRAFTS VERY PREVALENT
- WHY SOME TEACHERS DONT LIKE PROCESS ART
- HOW EASY IS IT TO GIVE UP
- THE MANY PROCESS ART EDUCATORS

THE NEED TO UNDERSTAND WHERE MANY EDUCATORS ARE

12





# PD for teachers

## 2 activities

- 1- Cookie cutter, copycat craft
- 2- Creative art

Allow them to experience it for themselves

13



# A=Art Center

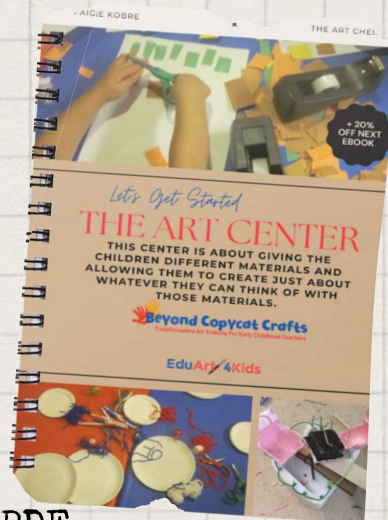
- What is it usually
- Where is it
- What are its benefits and possibilities
- Overwhelm of materials
- Not being on top of it



16

## When/Where/ How

- During center time
- Optional
- Work with materials given
- Use same 2-3 days
- Home situations



## Art Center PDF

Updated one being worked on


17



18



# Updated Materials




What can you do with.....

- No product in mind
- Total freedom



20

## Materials




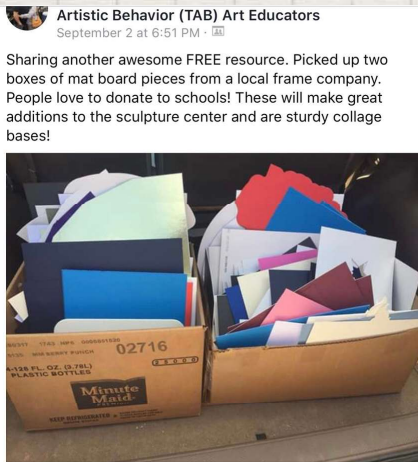
21

# Materials

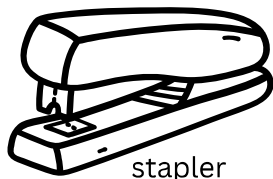


22

# Materials



23



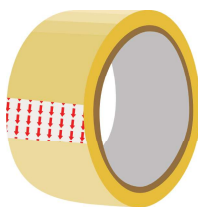
stapler



glue dots



scotch tape



packing tape



masking tape



liquid glue



glue stick

24






can use lots of loose  
parts too




25

## Materials

Teacher Tom






3 Pairs K  
Gloves for Age 3-5  
Grippy Rubber Coa  
**Toddler**  
Options: 3 sizes  
4.8 ★★★★★ (1.8K)  
400+ bought multiple  
**\$9.99** List: \$13.99  
FREE delivery Sun, Ap  
items shipped by Ama  
elivery Fri

26

## Two things I learned



#1- Let them make their own  
mistakes to figure things  
out

#2- Explain how to use  
materials

27



## Flexibility examples

- Tape instead of glue
- Tape on the table
- A larger hole puncher




## When to step in






28

## Materials & Results



29

## Materials & Results



30






## Materials & Results





31

## Materials & Results



32

## Materials & Results




33



## Materials & Results






labeled





34

## Materials & Results



35

## Materials & Results



36



## Materials & Results



## Materials



## Materials





## Materials




40

## Materials



41

## Materials & Results

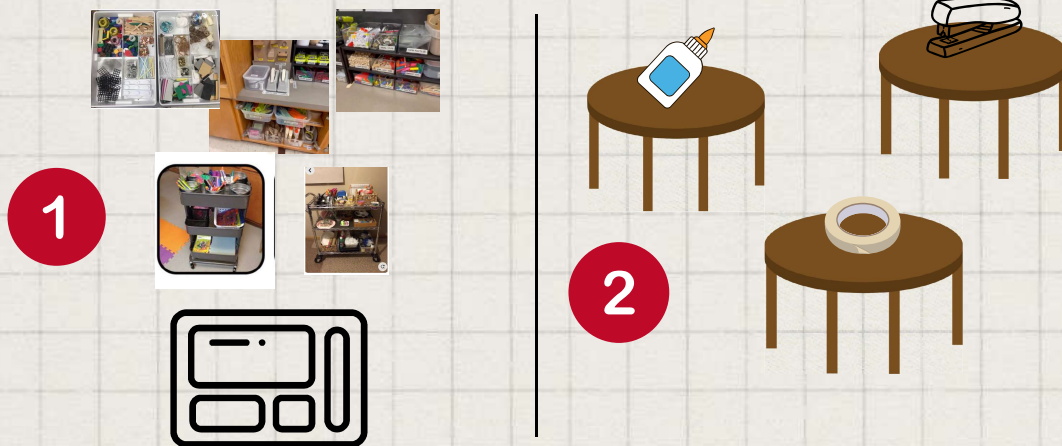


42



After much materials experience can give TAB like materials.

Can even have a few different table set up with different sets of materials



43

## Survey for live attendees

WHAT WOULD BE THE BIGGEST DETTERENT TO STARTING AN  
ART CENTER LIKE THIS

- 1-THE MESS
- 2-LACK OF MOTIVATION TO PUT TOGETHER MATERIALS
- 3- DIFFICLUTY IN ACCEPTING ART THAT DOESNT LOOK LIKE ANYTHING
- 4-STILL DON'T UNDERSTAND WHY KIDS NEED THIS
- 5-NERVOUS STARTING SOMETHING NEW LIKE THIS
- 6-NO DETERRANT..I AM SUPER EXCITED TO GET AN ART CENTER  
LIKE THIS GOING

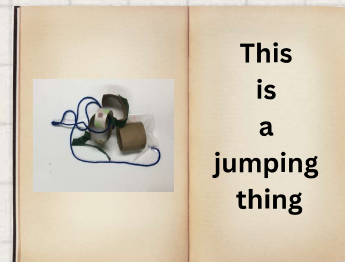

44

## Adding Literacy to the Art Center




45

- Art recipes
- Labeled materials
- Labeled artwork
- Dictation for artwork
- Books with artwork (early reading books)



46








## Art Recipes

47



48



scissors	
coffee filters	
pom poms	
pipe cleaners	
gems	

## Art Materials List

- Post full sheets with materials and pictures
- Add labels near materials without pictures so they can refer back to master list
- Matching games with text and images

You will be receiving my lists of materials with images

49

Glue stick		cupcake holder		<input type="checkbox"/>
liquid glue		ribbon		<input type="checkbox"/>
scissors		crayons		<input type="checkbox"/>
coffee filters		pencils		<input type="checkbox"/>
pom poms		markers		<input type="checkbox"/>
pipe cleaners		gel pens		<input type="checkbox"/>
gems		pens		<input type="checkbox"/>
dollies		oil pastels		<input type="checkbox"/>
yarn		permanent markers		<input type="checkbox"/>
tissue paper		paint brush		<input type="checkbox"/>
fabric		stapler		<input type="checkbox"/>
straws		craft sticks		<input type="checkbox"/>
rubber band		hole puncher		<input type="checkbox"/>
toothpick		cardboard tubes		<input type="checkbox"/>
sequins				
egg cartons				
glue dots				
scotch tape				
masking tape				
foil				
buttons				


## Choose which materials to use

- Cafeteria style.
- Can choose to create things for the dramatic play area
- OR for the block center
- Or just to choose as an activity or plan what they want to do

50



## What to do with their artwork

- Portfolios in Books or folders
- Photographs of Artworks
- Framing
- Displays
- Repurposing




51

# Portfolio Books



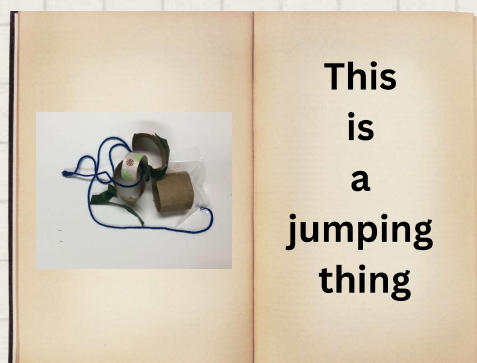
3 ring binder and sheet protectors

52



Folders and hole punched paper

53



With photographs. Can be class books or individual books  
Can be with manuscript writing or on the computer

54


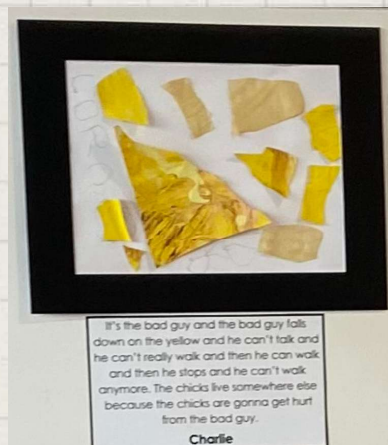


# Beautiful Framing



Display by  
Leah Diskind Weinstein  
atelierista in Reggio Emilia  
school

55



56



Display by  
Leah Diskind Weinstein  
atelierista in Reggio Emilia  
school



57

Prepare blank pieces  
of large laminated  
construction paper  
with children's names



58




## Coordinating Colored Paper



59



## Cover of Shoeboxes



60



# Styrofoam Trays



61

## Children's Homemade Frames

4



Save hard pieces of cardboard from the back of paper pads.

Make sure they are not too thick as it will be hard to cut

62

## Creative doer or spectator

*Stanley A. Czurles* was a significant figure in art education  
Many have the dreaded disease called "spectatoritis"

### Spectator

- Kills time
- Has few self sufficiency interests
- Temporary enjoyment with no lasting products
- Prone to BOREDOM
- Experiences no deep challenges

### Doer

- Rich in self enriching activities
- Self stimulation and in control
- Experiences satisfaction and tangible results
- Stimulated by challenging interests
- Aspires more and achieves new goals

Unblocking adult creativity takes a while..  
if we start young it wont need to be done  
Don't need talent..everyone born creative

If you are watching this webinar live  
(OR as a recording) and  
you registered **BEFORE May 1, 2025**  
then you will be receiving these 3 freebies

Unlocking the Power of Art & Crafts



Blueprint



Material labels

scissors	
coffee filters	
pom poms	
pipe cleaners	
gems	

**BUT**

If you have registered **after** May 1, 2025  
you can **STILL** get this freebies  
**Scan the QR code below**  
insert your name & email and the freebies  
will be emailed to you



[www.eduart4kids.com](http://www.eduart4kids.com)  
[www.linkedin.com/in/faigie-kobre/](https://www.linkedin.com/in/faigie-kobre/)  
[www.instagram.com/eduart4kids](https://www.instagram.com/eduart4kids)  
[www.facebook.com/eduart4kids](https://www.facebook.com/eduart4kids)  
[www.pinterest.com/faigie/](https://www.pinterest.com/faigie/)  
[faigie@eduart4kids.com](mailto:faigie@eduart4kids.com)

Here's the code again to sign up  
for freebies if you registered  
after May 1, 2025



*Faigie Kobre*